

GAGAGON™

15' GAGA BALL PIT


Join in on the gaga ball craze with GoSports® Gagagon™! A fast-paced, gentler version of dodgeball, gaga ball is fun and safe for players of all ages. Unlike other gaga ball pits, the Gagagon™ is portable and easy to set up on almost any surface (no tools required) and can be used indoors or outdoors. Now follow our easy assembly to enter the gaga ball arena with GoSports® Gagagon™!

Parts Included:

(8) BASE CONNECTORS



(8) UPRIGHT POLES



(8) DOUBLE PIN BARS



(8) SINGLE PIN BARS



(12) PROTECTIVE FOAM BALLS



(1) BALL PUMP



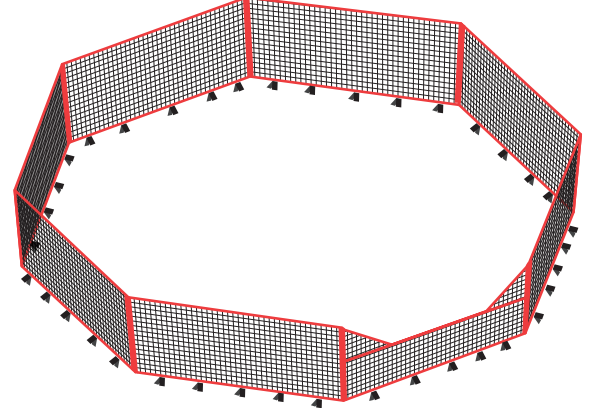
(1) CARRY CASE



(2) 8.5" GAGA BALLS



(1) GAGAGON™ NET



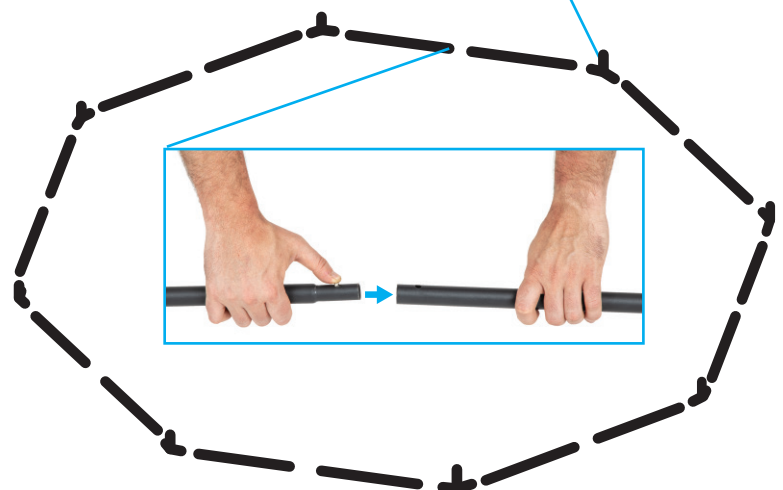

Assembly:

2 person adult assembly recommended

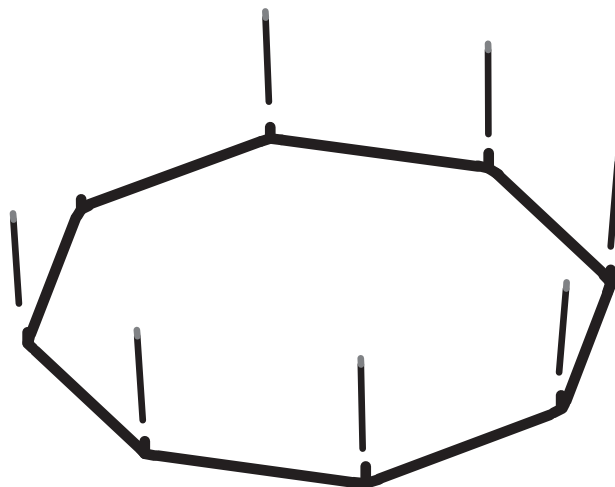
1. Assemble where you will be playing. We recommend a large open area away from windows and/or fragile objects. Ensure you have enough space before assembling.

2. Place one Base Connector on the ground and slide the rubber feet down past the pin holes.

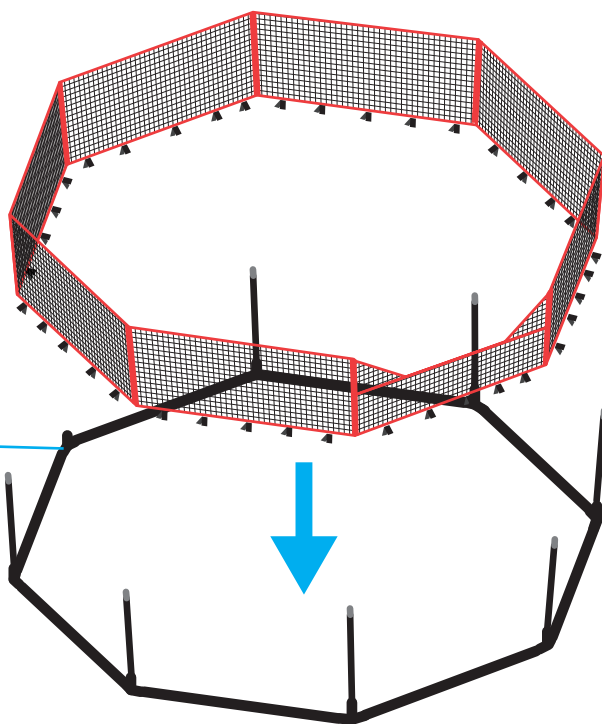
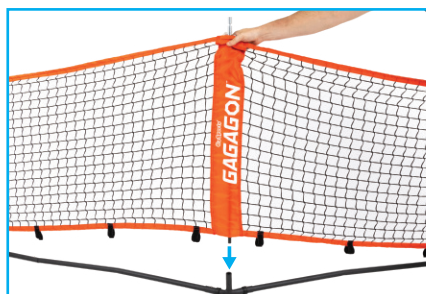
Then connect it to one Single Pin Bar, followed by one Double Pin Bar, and another Base Connector. Ensure your Base Connectors are facing the same direction. Repeat for all eight sides to build an octagon shape.



3. Insert an Upright Pole into each Base Connector with the metal catch at the top. Repeat for all corners except one, which will be done later.




4. Next, slide the red Net Sleeves onto each Upright Pole with the logo facing outward and the white loops on top. You may have to bend the Poles slightly to insert them into the Net sleeves.




5. For the final corner, slide the remaining Upright Pole into the Net sleeve first, then insert it into the Base Connector.

6. Hook the white loops of the Net onto each metal catch. Then, use the hook and loop strips on the bottom of the Net to attach it to the base frame.



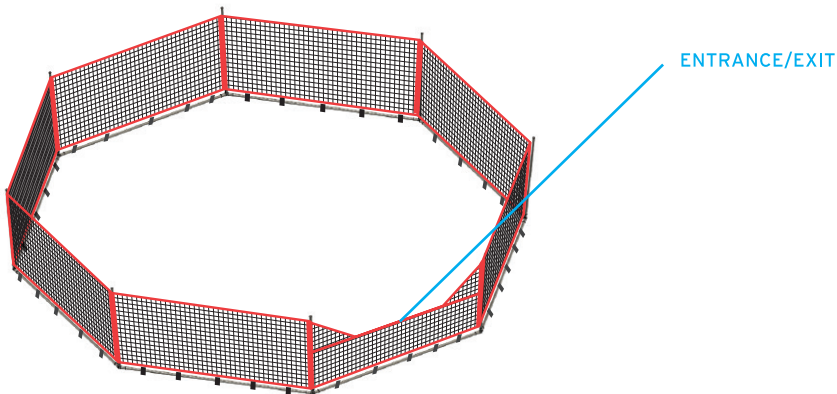
7. Finally, attach a Protective Foam Ball to the tops of each metal catch. The game includes 4 extra in case any are lost.



How to Play:

For the best play experience, adhere to the recommended number of players for your size.

15 ft: 6-12 players



Objective: Eliminate all other players and be the last one standing in the ball pit.

We include two 8.5" gaga balls, but you can also use any other available playground or sports balls depending on personal preference (dodgeball, kick ball, soccer ball, etc.).

- To start, all players stand inside the Gagagon™ with one hand touching a wall of the pit.
- A player or parent throws one gaga ball into the center. After the ball has bounced 3 times ("GA-GA-GO!"), the game begins, and players can hit the ball (use open hand or closed fist only).
- Players try to eliminate their opponents by hitting them with the ball **at or below the knees**.
- If a player hits a ball out of the Gagagon™ Pit (without touching another player), or their ball is caught before bouncing, they are also eliminated and must exit the pit.
- No holding, kicking, or hitting the ball twice in a row.
- The last player in the Gagagon™ wins!

Optional Rules:

- Eliminated players can re-enter the game if they catch a ball that goes out of bounds (must use designated entrance/exit).
- Use 2 gaga balls for larger or faster games.


How to Install Replacement Parts

Replacement Pins

Use in case a pin in the base bars becomes damaged or falls out.

Needle-nose pliers recommended.

1. Squeeze the replacement pin so it fits into the pole and insert it with the closed end first.
2. Using needle-nose pliers, slide the pin in and align it with the base bar pin hole so it pops up through the hole.



Replacement Net Straps

Use in case of any torn net straps.

1. Similar to the built-in straps, loop it through the netting near the bottom trim.
2. Then secure to the base frame.



⚠ WARNINGS:

For ages 6+. Only use the Gagagon™ for gaga ball games with adult supervision. Do not use for any other use. Gaga Ball is a fast and fun sport that carries risks of injury. During gameplay, players run, jump, and dodge balls. During play, players may fall, trip, collide with another player, collide with the arena, get hit by the ball, all of which can cause serious bodily injury. The Gagagon™ includes foam protectors for use on each upright. Failure to install the foam protectors may result in serious bodily injury if a person trips or falls onto an upright. Never play the game without the foam protectors installed. If the foam protectors become loose, replace with new foam protectors. Always use on an appropriate surface such as grass or a gymnasium. Using the Gagagon™ on gravel or on hard uneven surfaces can result in bodily injury should a player fall or trip during play. Use only as directed and with appropriate clothing, as inappropriate clothing may get caught in the net or on the uprights. Never climb or play on the net or poles as they are not weight bearing and you may fall. Always enter and exit the Gagagon™ through the designated entrance/exit to minimize risk of injury. Always inspect the Gagagon™ before use as damaged parts should not be used and may result in injury. Disassemble and store the game indoors in the included carrying case when not in use.

Customer Service:

If you have any questions or concerns regarding your GoSports® Gagagon™, please reach out to us at info@PlayGoSports.com and we will get back to you right away. We stand behind our products 100% and want to make sure you get the full enjoyment that you paid for.

Warranty Information: www.playgosports.com/warranty